

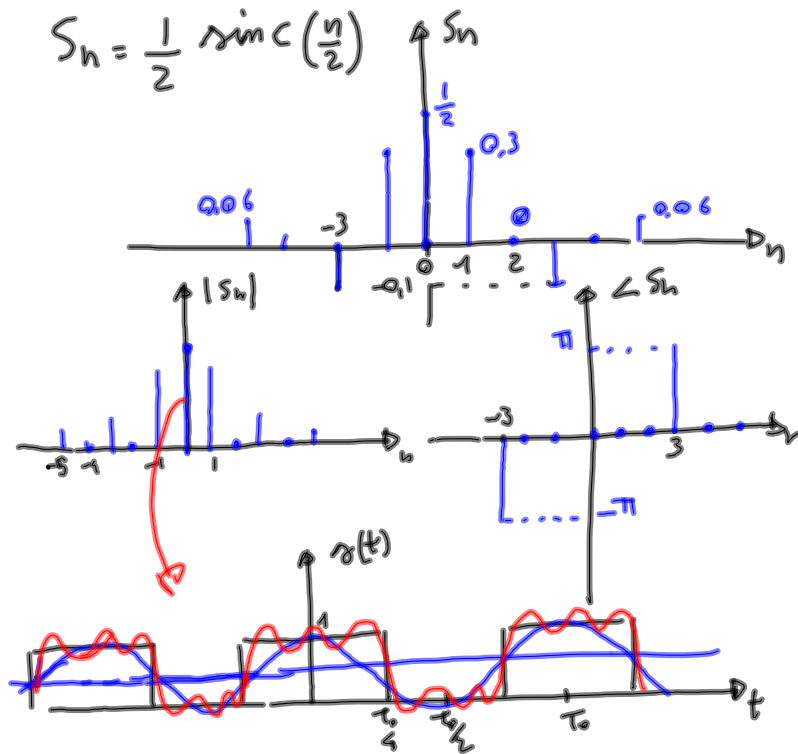
$$s(t) = \sum_{n=-\infty}^{\infty} S_n e^{j2\pi n t / T_0} \quad s(t) = s(t + T_0) \forall t$$

$$s(t) \in \mathbb{R} \iff S_n = S_{-n}^*$$

$$\begin{cases} |S_n| = |S_{-n}| \\ \angle S_n = -\angle S_{-n} \end{cases}$$

onda quadrada

$$S_n = \frac{1}{2} \text{sinc}\left(\frac{n}{2}\right)$$



$$|S_n| \rightarrow 0 \quad \frac{1}{n}$$

$$s(t) \in \mathbb{C}$$

$$s(t) \text{ pari} \quad s(t) = s(-t)$$

$$S_n = \frac{1}{T_0} \int_{[T_0]} s(t) e^{-j 2\pi n t / T_0} dt =$$

$$= \frac{1}{T_0} \int_{[T_0]} s(t) \cos \frac{2\pi n t}{T_0} dt - \frac{j}{T_0} \int_{[T_0]} s(t) \sin \frac{2\pi n t}{T_0} dt =$$

integrate tra $-\frac{T_0}{2}$ e $\frac{T_0}{2}$

$$S_n = \frac{2}{T_0} \int_0^{\frac{T_0}{2}} s(t) \cos \frac{2\pi n t}{T_0} dt$$

$$S_n = S_{-n}$$

$$- \quad s(t) \text{ dispari} \quad s(t) = -s(-t)$$

$$S_n = -\frac{j}{T_0} \int_0^{\frac{T_0}{2}} s(t) \sin \frac{2\pi n t}{T_0} dt$$

$$S_{-n} = -S_n$$

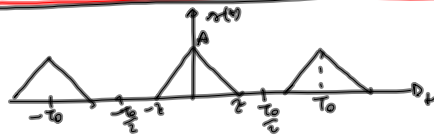
$$- \quad s(t) = s(-t) \iff S_n = S_{-n}$$

$$- \quad s(t) = -s(-t) \iff S_n = -S_{-n}$$

$$\begin{cases} \varphi(t) = \varphi^*(t) \\ \varphi(t) \in \mathbb{R} \end{cases} \Rightarrow \begin{cases} s_n = s_{-n} \\ s_n = s_{-n}^* \end{cases}$$

$$\begin{cases} R_n = R_{-n} & I_n = I_{-n} \\ R_n = R_{-n} & I_n = -I_{-n} \end{cases} \Rightarrow \begin{cases} I_n = 0 \\ R_n = \frac{2}{T_0} \int_0^{T_0/2} \varphi(t) \cos \frac{2\pi n t}{T_0} dt \end{cases}$$

$$\begin{cases} \varphi(t) = -\varphi(-t) \\ \varphi(t) \in \mathbb{R} \end{cases} \Rightarrow \begin{cases} R_n = 0 \\ I_n = -\frac{2}{T_0} \int_0^{T_0/2} \varphi(t) \sin \frac{2\pi n t}{T_0} dt \end{cases}$$



$$\varphi(t) = \varphi(t)$$

$$S_n = \frac{2}{T_0} \int_0^{T_0/2} \varphi(t) \cos \frac{2\pi n t}{T_0} dt$$

$$(R_n) \quad \varphi(t) = \begin{cases} 0 & 0 \leq t \leq \frac{T_0}{2} \\ A(1 - \frac{t}{T_0}) & \frac{T_0}{2} < t \leq T_0 \end{cases}$$

$$\begin{cases} \varphi(t) = a + bt \\ \varphi(0) = A = a \\ \varphi(T_0) = a + bT_0 = 0 \\ b = -\frac{A}{T_0} \end{cases}$$

$$R_n = \frac{2}{T_0} \int_0^{T_0/2} A(1 - \frac{t}{T_0}) \cos \frac{2\pi n t}{T_0} dt =$$

$$= \frac{2}{T_0} \int_0^{T_0/2} A \cos \frac{2\pi n t}{T_0} dt - \frac{2A}{T_0^2} \int_0^{T_0/2} t \cos \frac{2\pi n t}{T_0} dt =$$

$$= \frac{2A}{T_0} \frac{T_0}{2\pi n} \sin \frac{2\pi n t}{T_0} \Big|_0^{T_0/2} - \frac{2A}{T_0^2} \left(t \sin \frac{2\pi n t}{T_0} \Big|_0^{T_0/2} - \int_0^{T_0/2} \sin \frac{2\pi n t}{T_0} dt \right) =$$

$$= \frac{2A}{T_0} \frac{T_0}{2\pi n} \sin \frac{2\pi n \cdot T_0/2}{T_0} - \frac{2A}{T_0^2} \left(\frac{T_0}{2} \sin \frac{2\pi n \cdot T_0/2}{T_0} + \frac{T_0}{2\pi n} \cos \frac{2\pi n t}{T_0} \Big|_0^{T_0/2} \right) =$$

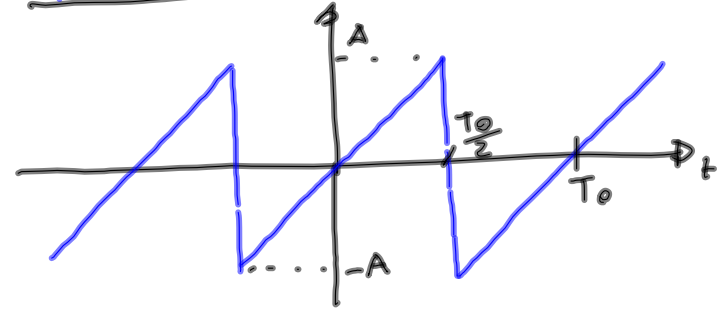
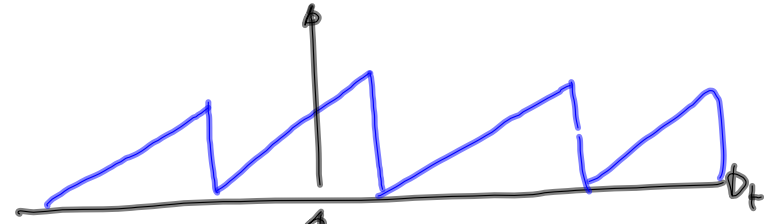

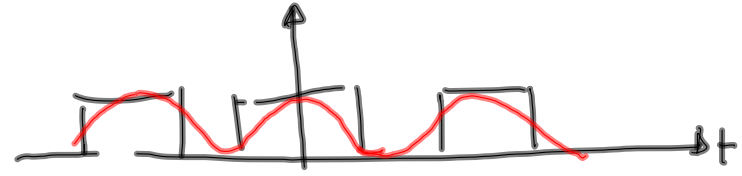
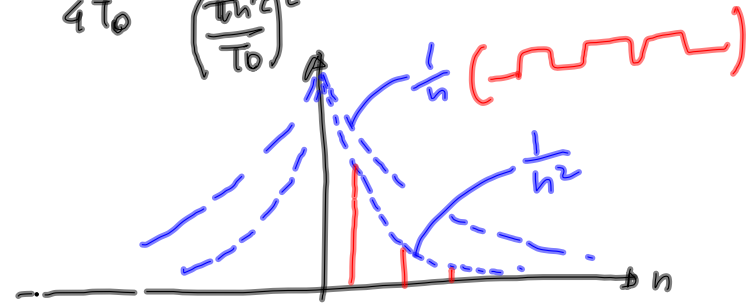
$$= \frac{2A}{T_0} \frac{T_0}{2\pi n} \sin \frac{\pi n}{1} - \frac{2A}{T_0^2} \frac{T_0}{2\pi n} \left(\cos \frac{2\pi n \cdot T_0/2}{T_0} - 1 \right) =$$

$$= \frac{2A}{T_0} \frac{T_0}{2\pi n} \sin \pi n - \frac{2A}{T_0^2} \frac{T_0}{2\pi n} (\cos 2\pi n - 1) =$$

$$= \frac{2A}{T_0} \frac{T_0}{2\pi n} \left(2 \sin^2 \left(\frac{\pi n}{2} \right) \right) = \frac{\sin \pi n}{\sin \frac{\pi n}{2}}$$

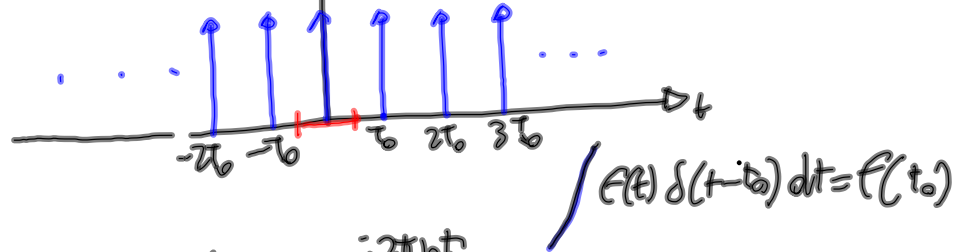
$$= \frac{2A}{4T_0} \frac{1}{\left(\frac{\pi n}{T_0} \right)^2}$$

$$= \frac{4A\tau}{4T_0} \frac{1}{\left(\frac{\pi n\tau}{T_0}\right)^2} \sin^2 \frac{\pi n\tau}{T_0} = A \frac{\tau}{T_0} \operatorname{sinc}^2\left(\frac{n\tau}{T_0}\right)$$



$$\delta(t)$$

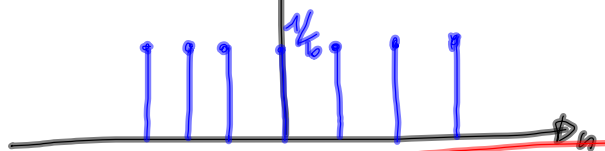
$$\delta(t) = \text{rep}_{T_0}(\delta(t)) = \sum_{k=-\infty}^{+\infty} \delta(t - kT_0)$$



$$S_n = \frac{1}{T_0} \int \delta(t) e^{-j2\pi n t / T_0} dt =$$

$$= \frac{1}{T_0} \int_{-T_0/2}^{T_0/2} \delta(t) e^{-j2\pi n t / T_0} dt = \frac{1}{T_0}$$

$$\delta(t) = \sum_{n=-\infty}^{\infty} S_n e^{j2\pi n t / T_0} = \sum_{n=-\infty}^{\infty} \frac{1}{T_0} e^{j2\pi n t / T_0}$$



N.B.

$$\sum_{n=-\infty}^{\infty} \delta(t - nT_0) = \sum_{n=-\infty}^{\infty} \frac{1}{T_0} e^{j2\pi n t / T_0}$$

$$x(t) = \sum_{n=-\infty}^{\infty} S_n e^{j2\pi n t / T_0}$$

$$\int_{-\infty}^{+\infty} S(f) df e^{j2\pi f t}$$

$$S(f) df$$

$f = \lim_{T_0 \rightarrow \infty} \frac{n}{T_0}$

$S(f)$ trasformata continua
di Fourier di $x(t)$

$$S_n = \frac{1}{T_0} \int_{-T_0/2}^{T_0/2} x(t) e^{-j2\pi n t / T_0} dt$$

$$\lim_{T_0 \rightarrow \infty} S_n = \frac{1}{T_0} \int_{-\infty}^{\infty} x(t) e^{-j2\pi f t} dt$$

$$S(f) \triangleq \int_{-\infty}^{\infty} x(t) e^{-j2\pi f t} dt$$

$$x_p(t) = \sum_{n=-\infty}^{\infty} S_n e^{j2\pi n t / T_0} = S_n = f_0 S\left(\frac{n}{T_0}\right)$$

$$= \sum_{n=-\infty}^{\infty} S\left(\frac{n}{T_0}\right) f_0 e^{j2\pi n t / T_0}$$

$$\lim_{T_0 \rightarrow \infty} \begin{matrix} f_0 \rightarrow \Delta f \\ \frac{n}{T_0} \rightarrow f \\ \sum \rightarrow \int \end{matrix} \quad x(t) = \int_{-\infty}^{+\infty} S(f) e^{j2\pi f t} df$$

$$S(f) = |S(f)| e^{j\theta(f)}$$